

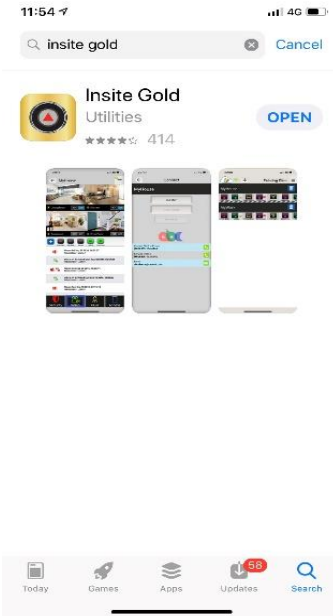
# CRIMEWATCH SECURITY

## HOW TO SET UP THE MOBILE PHONE APP FOR A PARADOX EVO PANEL

This is a paid service 1 Month Free or 12 Months USD \$14 or 36 Months USD \$38

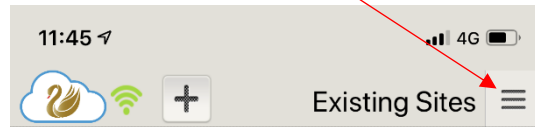
You will also need to have your email address ready.

**A** First down load the Insite Gold App



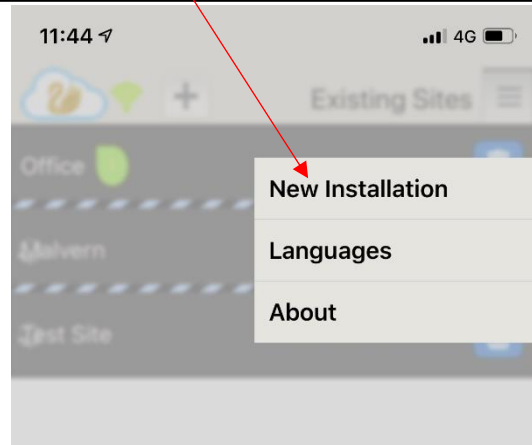
**B**

Once you have downloaded the app open it and click on the right top corner where it states Existing Sites

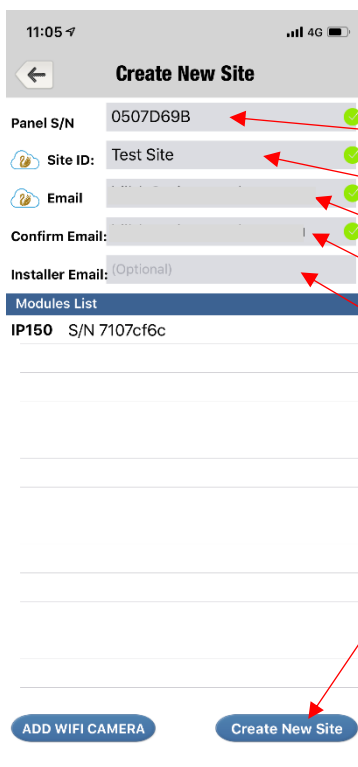


**C**

Once you have done the above task the below will pop up, now click on New Installation.



**D**



The screen on the left will pop up blank; you will need to enter your data here.

Serial number from the sticker on the panel

Name of your site like Home or Office

Your email address you used when you downloaded the app

Confirm the same email address again

Installer email is not required

Click on create new site

E

P A R A D O X

## Welcome to Paradox Swan Service site activation.

Please click below to activate  
the site  
Click [HERE](#) to view sites associated  
to bill\_b@crimewatch.com.au  
A confirmation email will be sent  
when activated.

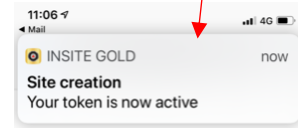
ACTIVATE

The Paradox Team  
If you have received this email by error  
click [HERE](#)

Check your email, you would have received the following email,  
you need to click on the ACTIVATE button to register your site.

F

Next you will receive the below message on your  
phone confirming that your site is active

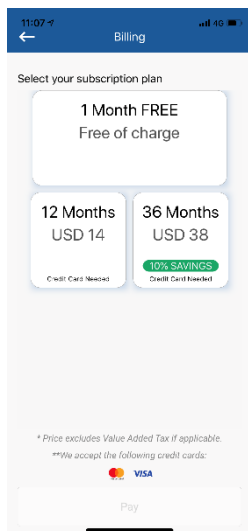


G

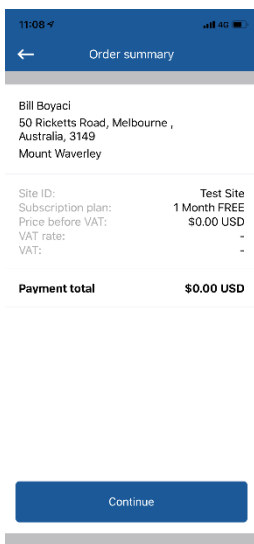
Once your site is active you will be asked to  
pick a payment plan, I would recommend  
the 36 months, but this is your choice.

H

Once you have chosen a plan, you are  
required to enter your personal details.

A screenshot of the 'Customer Information' form. It has a toggle for 'Individual' (selected) and 'Company'. The form includes fields for 'First name \*', 'Last name \*', 'Address #1 \*', 'Address #2', 'City \*', 'Zip / Postal code \*', and 'Country \*'. A 'Continue' button is at the bottom.

I



An order summery  
with your details  
and amount you  
paid will be  
displayed. Press  
continue then you  
will be taken to  
the app and you  
are ready to go.

J

If the app does not work then make sure  
you have internet connection and all the  
lights on the IP Module are green like the  
image below.

